

TEL. 9575997, 9567298, 9554725

JANATA BANK LIMITED

For Previous Rate Sheet Click

PABX-575,

TREASURY DEPT.(FRONT OFFICE)

<https://goo.gl/URA0t4>

Mail: fxdeal@janatabank-bd.com

HEAD OFFICE, DHAKA

Exchange Rate Circular - 107

INDICATIVE ONLY: Rates may vary in the

DATE : 23 Jul 2020

EFFECTIVE DATE: 23-25 July 2020

same day

Thursday

A) CROSS RATE OF SYD, TOK, HKG & S.E. ASIAN MARKETS AS ON 23/07/2020

	GBP/USD	EUR/USD	USD/JPY	USD/C.DLR	USD/S.FRA	AUD/USD
SELLING	1.2735	1.1575	107.1200	1.3401	0.9289	0.7180
BUYING	1.2734	1.1574	107.1300	1.3405	0.9292	0.7180

B) JANATA BANK LTD'S CASH

CURRENCY & T.C TO PUBLIC TK PER UNIT OF FOREIGN CURRENCY

SELLING	CURRENCY	BUYING	SELLING	CURRENCY	BUYING
87.7000	US Dollar	86.6000	23.6000	Saudi Riyal	20.0000
109.3000	G. B. Pound	107.7000	23.5000	UAE. Dirham	20.0000
100.9000	Euro	98.9000	21.0000	MAL.Ringit	19.0000
64.0000	Aus. Dollar	62.0000	1.2400	Indian Rupee	1.1800

BE SAME AS SELLING T.T.& O.D AND BUYING O.D. TRANSFER

SELLING		NAME OF CURRENCY	BUYING			
T.T.& O.D.	B.C.		T.T.CLEAN	T.T.DOC	O.D.SIGHT EXP.BILLS	O.D. TRANSFER
84.9500	84.9500	US Dollar	84.2000	84.1500	84.1000	83.9000
109.1078	109.2460	G. B. POUND	106.8334	106.5188	106.3040	105.8692
100.5589	100.8936	EURO	98.2012	97.8471	97.6109	96.7248
0.8153	0.8207	JP.YEN	0.7892	0.7823	0.7810	0.7306
65.3899	65.5335	CAN.DLR	65.0656	64.8930	64.6986	64.0942
92.6305	92.8028	SWISS.FRANC	91.4183	91.2214	91.1254	91.0093
222.2224	222.7867	OMANIAN RIYAL	219.1558	218.9221	218.2800	217.9579
11.0000	11.4442	H.K.DLR	10.9344	10.9228	10.8909	10.8590
63.8621	64.9435	SING.DLR	61.2251		59.9815	54.2490
2.7039	2.7149	THI.BAHT	2.6772		2.6665	2.6587
20.1365	20.1935	MAL.RINGIT	19.9201		19.8408	19.7827
23.3010	23.3092	UAE.DIRHAM			22.9816	22.9143
22.8201	22.8781	SAUDI RIYAL			22.5091	22.4400
23.5000	23.6000	QATAR RIYAL				20.0000
280.7978	281.7235	KUWAIT DINAR				266.0000
223.9966	224.0762	BAHRAIN DINAR				219.2538
12.9568	13.1678	CHINESE YUAN				11.5000

D) USANCE RATE:	30 DAYS	60 DAYS	90 DAYS	120 DAYS	150 DAYS	180 DAYS
US Dollar	83.5988	83.1077	82.6165	82.1253	81.6342	81.1430
G. B. POUND	105.6808	105.0576	104.1673	103.8112	103.1880	102.5648
EURO	97.0381	96.4652	95.6469	95.3195	94.7467	94.1739

E) FORWARD RATE:		1 MONTH	2 MONTHS	3 MONTHS	6 MONTHS	1 YEAR
SELLING	US Dollar	86.0894	86.5287	86.9181	88.2861	0.0000
BUYING	US Dollar	85.0982	85.1964	85.4946	85.6893	0.0000


F) NFCD INTT RATE, EFFECT ON: 16.07.2020 To 31.07.2020	1 MONTH	3 MONTHS	6 MONTHS	12 MONTHS
US Dollar	-0.07337	0.02088	0.09138	0.23100
G. B. POUND	-0.17875	-0.17000	-0.02975	0.11775
EURO	0.00000	0.00000	0.00000	0.00000

G) LIBOR AS ON 22/07/2020 , 60 DAYS 0.21900 90 DAYS 0.26350 180 DAYS 0.32750


H) INDICATIVE RATE OF 01 SDR ,USD WITH NTL, CUR OF ACU MEMBERS AS IMF RATE 17/07/2020	IN.RS	N.RS	SL.RS	PK.RS	BD TK	USD
USD 1	75.1015	114.0338	181.4131	139.4322	84.5800	
SDR 1	104.3066	158.3787	251.9603	193.6540	117.4711	1.3889

IN CASE OF AUS. DOLLAR CASH RATE WILL BE USED FOR T.T ALSO


Rates mentioned in row C, D, E and F are applicable only for bank's own customers.




Md. Nur Islam
PO
Prepared By



Syeda Hasinatul Jannat
SPO
Checked By



M.M. Awrangzeb
AGM
Authorized Signature



Md. Yakut Mia
DGM
Authorized Signature